Tailback Extension Panel

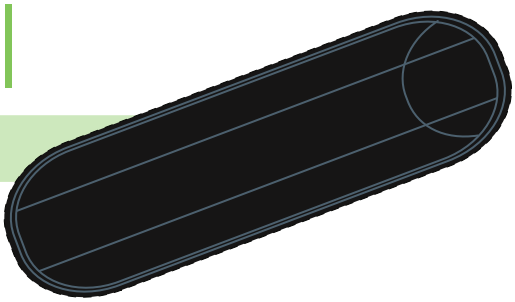

INSTRUCTIONS FOR USE

DESCRIPTION OF SYMBOLS
MD Medical Device

REQUIRED COMPONENTS
Back brace extension device

INDICATIONS FOR USE
For non-surgical or postoperative support and immobilization of the injured spine.

PRODUCT DESCRIPTION
The Tailback Extension Panel is an attachment that easily connects to the Tailback or Halfback. The extension panel increases corset sizes for the larger patients.

GENERAL SAFETY INSTRUCTIONS / WARNINGS AND PRECAUTIONS
Read these instructions carefully before use. Keep them for future reference. Any serious incident in relation to the device must be reported to the manufacturer and relevant authorities. The patient should stop using the device and contact a healthcare professional:

- If there is a change or loss in device functionality, or if the device shows signs of damage or wear hindering its normal functions.
- If any pain, skin irritation, or unusual reaction occurs with the use of device.
- The device is for single patient, multiple use.
- This device is a supportive brace only and is not intended or guaranteed to prevent injury.
- Activity modification and proper rehabilitation are an essential part of a safe treatment program. If any additional pain or other symptoms occur while using this device, discontinue use and seek medical attention.
- If you do not agree to the above conditions, contact your health care provider before using this product.

ASSEMBLY/FITTING INSTRUCTIONS

1 **Step 1** Attach the Extension Panel to the right inside of the back brace. Secure with the Hook and Loop material.

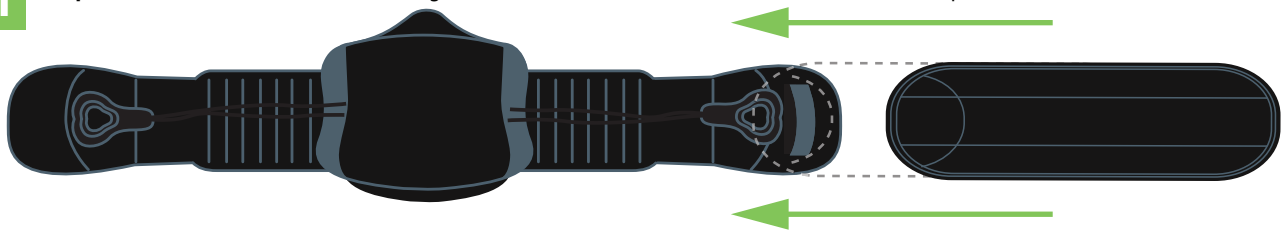

2 **Step 2** Apply back brace by centering the back panel on the spine as shown.

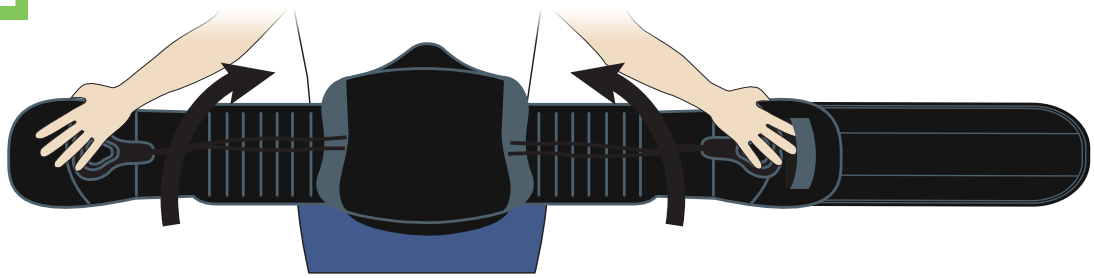

3 **Step 3** Secure the front by overlapping the right flap over the left flap.

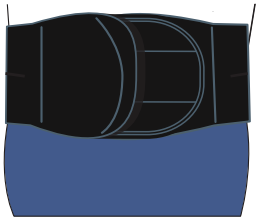

REMOVING THE BRACE
Lift both comfort rings off the brace placing them to the sides and securing them so there is no tension on the brace. Then remove the Hook & Loop connection on the front panel, undo the buckle straps for chest and shoulders and safely remove the brace.

LIABILITY
ManaMed does not assume liability for the following:
- Device not maintained as instructed by the Instructions For Use.
- Device assembled with components from other manufacturers.
- Device used outside of recommended use condition, application, or environment.
- ManaMed accepts no responsibility for any injury which might occur while using ManaMed products.

CLEANING AND CARE
The extension panel may be cleaned by hand using a mild soap and warm water. Hang to dry. Do not place in washing machine or dryer.

DISPOSAL
The device and packaging must be disposed of in accordance with respective local or national environmental regulations.

SYMBOLS GLOSSARY
For an explanation of symbols, please refer to www.manamed.com/glossary/symbol-glossary.pdf

MANAMED
ManaMed, LLC
2612 Sirius Dr.
Denton, TX 76208
Ph: 888-508-0712
www.ManaMed.com

©2024 ManaMed LLC. All rights reserved.
ManaMed, the ManaMed logo,
are trademarks of ManaMed LLC
Registered in the U.S.